



# PROFESSIONAL **PLASTIC REPAIR**

Professional solutions for bonding and repair



# CONTENTS

3. Step-by-Step Application Guide
4. Premium PU Repair LE
5. Premium PU Repair
6. Special Applications
8. Fillers
9. Finishing Products
10. Mini Stapler Kit
11. Accessories



## KENT REPAIR DON'T REPLACE

Repairing instead of replacing is **the sustainable choice** that has clear benefits in **saving time, money and effort**. Repairing can save money in the long run as fixing a product often **costs less than purchasing a new one**. Repairs save storage costs for spare parts and there is no need to wait for spare parts to be dispatched. Additionally, repairing **extends the lifespan of items**, reducing the demand for new resources and **minimizing the amount of waste sent to landfills**. Embracing repair culture promotes a **sense of craftsmanship** and encourages a **better understanding of how things work**, fostering a more mindful approach to consumption. Ultimately, choosing repair over replacement is a small yet impactful way to contribute to a more sustainable future for generations to come.

# With the KENT plastic repair range you have everything you need to get the job done.

## Step-by-step application guide

1



Pre-clean the surface with KENT Plastic Prep.

KENT Plastic Prep: 34699

2



Expand the damaged area with a V-cut to ensure optimum bonding.

3



Drill holes next to the damaged area to prevent further tearing of the material and to act as "anchor spots" for the adhesive.

KENT Quad Cut / Split Point Drills


4



Sand the damaged area with 120 grit sanding paper.

KENT Duralite Discs 150mm: A1290

5



Cut the reinforcement screen to the desired size (a generous amount is recommended) and place it on the inner side of the bumper.

KENT Reinforcement Plastic: 85099

6



Apply the adhesive on the mesh of the tissue.

KENT 2K Dispenser Gun: 86659

7



Press the mesh side on the damaged area and press down evenly with a spatula. Finally remove the plastic film.

8



Spread the adhesive with a spatula on the front side.

KENT Plastic Windshield Sticks: 34515

9



Let the adhesive cure.

10



Sand it down until a smooth and even surface is achieved.

11



The successful repair is finished and ready for follow-up work.



The LE 'low emission' range has key benefits for both the user and the environment.

Containing **less than 0.1% of isocyanates** and with a low emission value of VOC it's a **harmless product for the user**. Crucially, **no mandatory training is needed** to comply with new REACH restrictions. Therefore these products are a **good solution for indoor applications**.

# PREMIUM PU REPAIR LE



**Low hazard, structural 2-part polyurethane adhesives available in various colours and curing speeds to suit almost any application.**

- ✓ Available in 30 sec, 50 sec, 1.5 min or 3.5 min - choice of curing speeds
- ✓ Black, White and Transparent colours available
- ✓ Not H351 classified - low hazard, non-carcinogenic
- ✓ Very good flexibility - doesn't crack
- ✓ Excellent filling properties - doesn't sag while curing
- ✓ Bonds most plastics, metals, wood etc.



Part No. 86703	Turbo PU Repair LE 30 sec black:	50 ml dual cartridge
Part No. 86704	Premium PU Repair LE 1.5 min black:	50 ml dual cartridge
Part No. 86705	Premium PU Repair LE 3.5 min black:	50 ml dual cartridge
Part No. 87004	Premium PU Repair LE 1.5 min white:	50 ml dual cartridge
Part No. 87005	Premium PU Repair LE 50 sec transparent:	50 ml dual cartridge

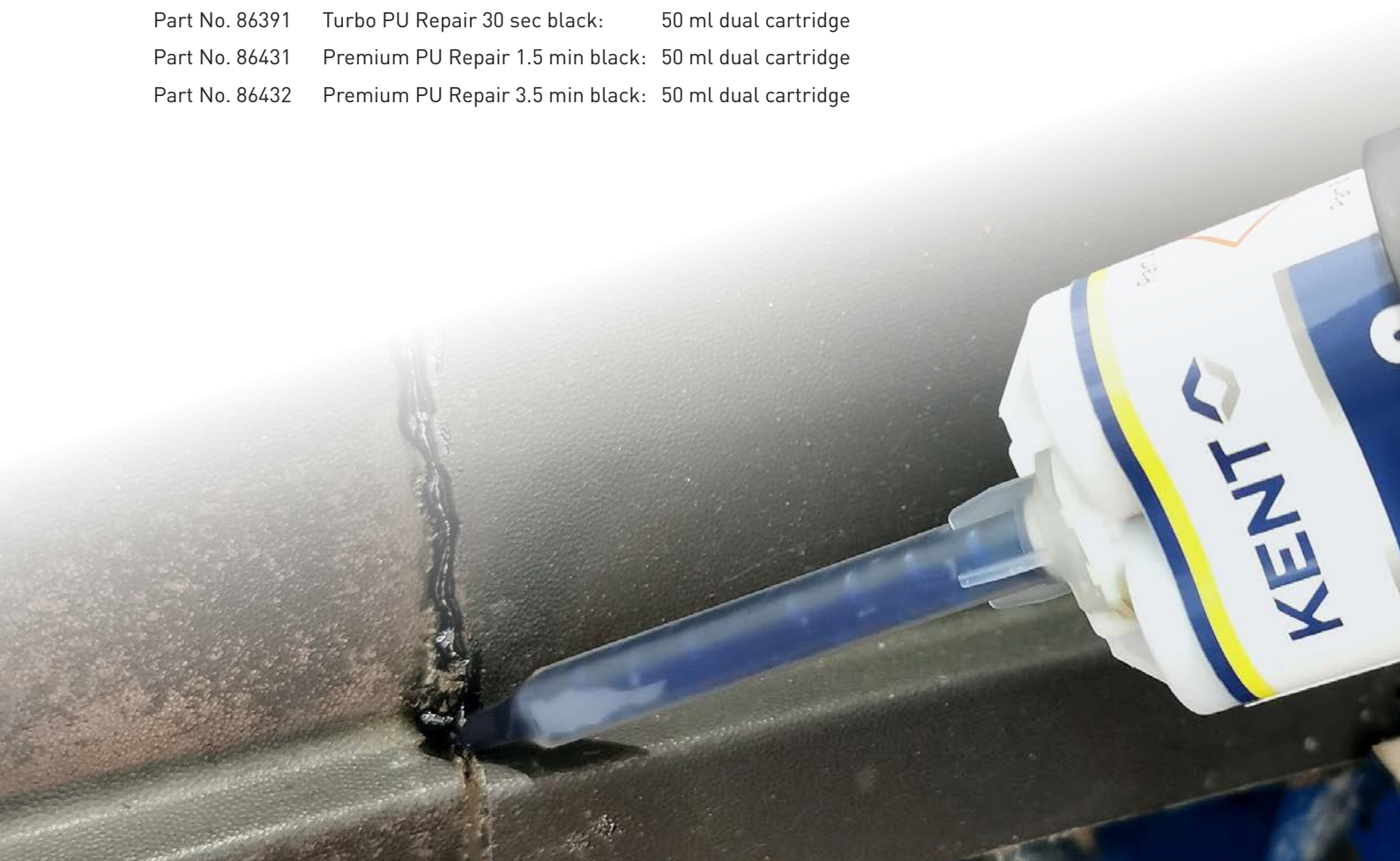
# PREMIUM PU REPAIR



**Easy to use structural 2-part PU adhesives with a choice of curing speeds from very fast to generously long**

- ✓ Available in 30 sec, 1.5 min or 3.5 min - choice of curing speeds
- ✓ Excellent filling properties - doesn't sag while curing
- ✓ Doesn't bubble while curing - neat finish
- ✓ Very good flexibility - doesn't crack
- ✓ Ultra small mixing nozzles - less waste of product
- ✓ Bonds most plastics, metals, wood etc.

Part No. 86391 Turbo PU Repair 30 sec black: 50 ml dual cartridge  
Part No. 86431 Premium PU Repair 1.5 min black: 50 ml dual cartridge  
Part No. 86432 Premium PU Repair 3.5 min black: 50 ml dual cartridge



# Special products for special applications

## PRO 2 TPO

A 2K flexible polyurethane adhesive for repairing TPO plastics

- ✓ Solvent free - reduces solvent purchase levels
- ✓ Allows two average-sized repairs - easy to charge product to the repair
- ✓ Sands well - produces a smooth and invisible finish
- ✓ Designed with recycled plastics in mind - this also makes TPO our most versatile option

Part No. 84003    PRO 2 TPO    50 ml dual cartridge



## PRR 2 RIGID

A 2K polyurethane plastic repair adhesive for rigid plastic repair

- ✓ Will not “pop-out” of repair even when subject to extreme stress
- ✓ Gives a strong and permanent repair
- ✓ Produces a smooth and invisible finish
- ✓ Compatible with all paint systems - over paintable after curing

Part No. 84001    PRR 2 RIGID    50ml dual cartridge




# SEMI-FLEXIBLE EPOXY ADHESIVE

A strong 2K epoxy adhesive providing undetectable semi-flexible repairs



- ✓ Excellent adhesion on most plastics - including PP/EPDM, ABS, XENOY, TPO, PUR
- ✓ No primer needed - time and cost saving
- ✓ Remains flexible after curing - absorbs shocks and vibrations
- ✓ Easy to sand - provides a smooth finish
- ✓ Chemical-resistant - Resistant to industrial solvents

Part No. 86448    Semi Flexible Epoxy Adhesive    50 ml dual cartridge



## PLASTIC ADHESION PROMOTER

Ready to use adhesion promoter that can be safely applied on most automotive plastics

- ✓ Developed for difficult plastic materials like PP, ABS...
- ✓ Quick drying
- ✓ Fast repair time

Part No. 85828    400ml aerosol



## PLASTIC PREP

Effective solvent for safe use in body shops to remove silicone, wax and grease residues

- ✓ Quick flash off - solvent does not affect adhesion of coatings
- ✓ No harsh effects on plastic
- ✓ Improves 'grip' of coating products

Part No. 34699    400 ml aerosol



# Plastic Fillers

## ULTRA FLEX

A two-component polyester filler for small uneven spots and scratches on plastics

- ✔ Can be very finely sanded to near non-existent film – gives a smooth join between base and filler
- ✔ Does not bounce or clog the paper
- ✔ Can be over-painted with all leading paint systems – use with confidence
- ✔ Built-in sanding detector - changes its colour during sanding to make defects visible

Part No. 86957 Ultra Flex (Black) 1kg Can

## ULTRA PLASTIC

Levels dents, scratches and depressions on plastics and provides an excellent finish on plastic repairs

- ✔ Uniform, fine creamy consistency – minimum mess or wastage
- ✔ High filling & non-sag properties – fill large areas in one operation
- ✔ Fast hardening – improves throughput in workshop
- ✔ Excellent sandability – ensures a fine, smooth finish
- ✔ Resistant to fuel, water, mineral oils and solvents

Part No. 86958 Ultra Plastic (white/grey) 1kg can





# PLASTIC PAINT

A range of aerosol paints in 4 colours for re-colouring plastic components

- ✓ Quick and easy - no mixing and no wastage
- ✓ Excellent coverage with each coat - saves time
- ✓ Compatible with leading paint systems

Part No. 83795 (Black)	500ml aerosol
Part No. 83796 (Dark Grey)	500ml aerosol
Part No. 83797 (Mid Grey)	500ml aerosol
Part No. 83798 (Light Grey)	500ml aerosol



## finishing touches

# PLAZ TEX BLACK

A superior coarse textured plastic paint with two spray heads to recreate most OEM finishes. Replicates the molded texture on modern plastic bumpers, dashboards and other plastic fittings

- ✓ 2 nozzle variants to match OEM finishes
- ✓ Suitable for most plastics - versatile
- ✓ Excellent coverage with each coat

Part No. 86735	400ml aerosol
----------------	---------------



**AS  
NEW**

**Restores  
OEM structures**

# MINI STAPLER

THE solution for cracked or chipped plastic parts.

Damages on plastic parts are diverse and frequent. Sometimes a plastic bumper needs to be repaired, sometimes brackets or clips have broken off and sometimes cracks in the trim need to be fixed. All these demands have one thing in common. **Repairing instead of replacing is usually more economic and often even easier and quicker.** The KENT Mini Stapler Kit lets you reinforce plastic parts with high-quality stainless steel staples before filling or bonding the material. This aids the repair of larger areas, and you can be sure that the durability of the material will not suffer. Thanks to the two power settings of the device, the repair will be successful even with especially thick or thin parts. The integrated LED light provides the illumination needed even in difficult, dim working conditions and the three angled bores permit working in difficult to access areas.



- ▼ Cordless, compact and weighs only 200 grams
- ▼ Long rechargeable battery life (approx 250 staples per charge)
- ▼ 2 power settings for different material thicknesses
- ▼ 3 angle positions (0° / 45° / 90°) for simple handling
- ▼ Including 8 types of staples with 20 pieces each (=160 staples)




Part No. 86355 (Complete kit)

Case

Part No. 86356 (Mini Stapler)

1 piece

## Small repairs

Staple	Size	Pack	Part No.
 W Staple	0.6mm	100 units	(86037 00)
	0.8mm	100 units	(86038 00)
 S Staple	0.6mm	100 units	(86039 00)
	0.8mm	100 units	(86040 00)
 Y Staple	0.8mm	100 units	(86041 00)



## Large repairs

Staple	Size	Pack	Part No.
 Large W	0.8mm	100 units	(86358 00)
 Double V	0.8mm	100 units	(86280 00)
 Double M	0.8mm	100 units	(86279 00)

# REINFORCEMENT PLASTIC FILM

Plastic screen for additional reinforcement of large plastic repairs

Part No. 85099 1.5m x 13cm



# MIXER NOZZLES

Mixer nozzles for use in specialist plastic repairs

Part No. 86392 Pack of 6  
Part No. 86393 Pack of 50



# ESSENTIAL ACCESSORIES

## MIXER NOZZLES

Specially designed for 50ml dual cartridges

Part No. 86031 Pack of 12




## 2K DISPENSER GUN

Professional hand gun for adhesives in 50ml dual cartridges

- ✓ Superior look and feel
- ✓ Durable and versatile
- ✓ Very high extrusion ratio

Part No. 86659 1pc





DIGITAL VERSION

## ORDER

If you have any questions or if you wish to place an order, contact your **Area Sales Manager**  
or telephone: **0800 136925** or email: **[kentsales.uk@kenteurope.com](mailto:kentsales.uk@kenteurope.com)**

KENT (United Kingdom) Ltd, Forsyth House, Pitreavie Drive, Pitreavie Business Park, Dunfermline, Fife, KY11 8US

**[www.kenteurope.com](http://www.kenteurope.com)**